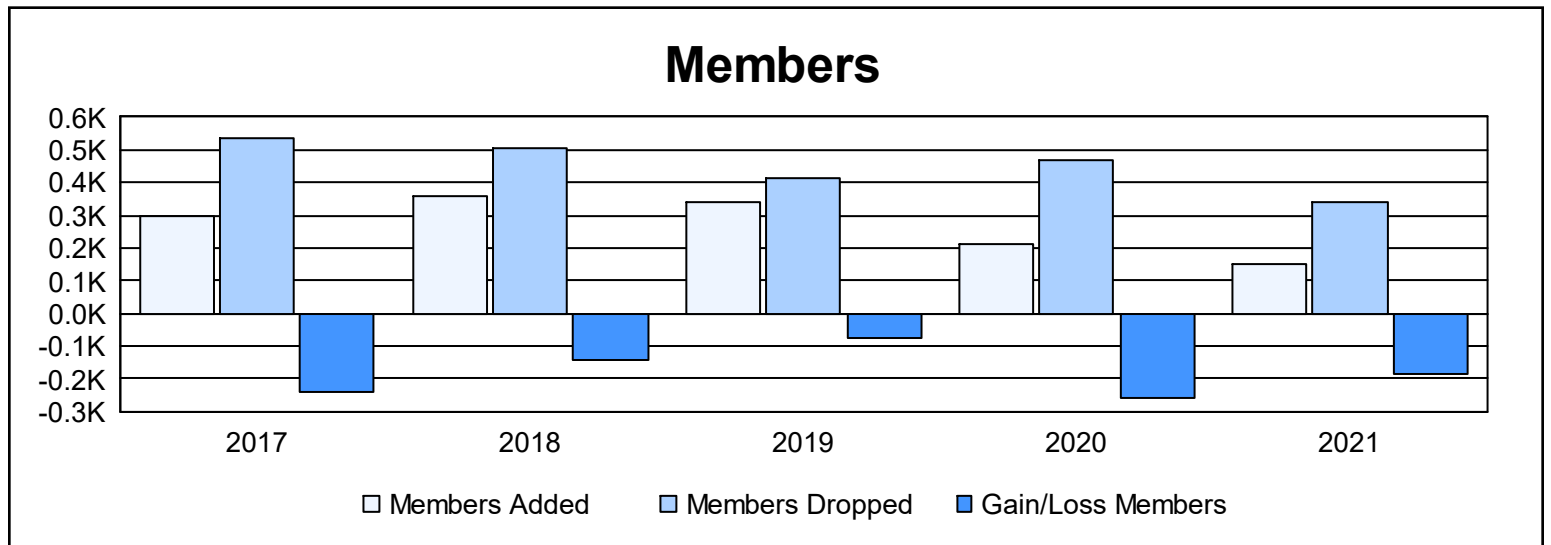
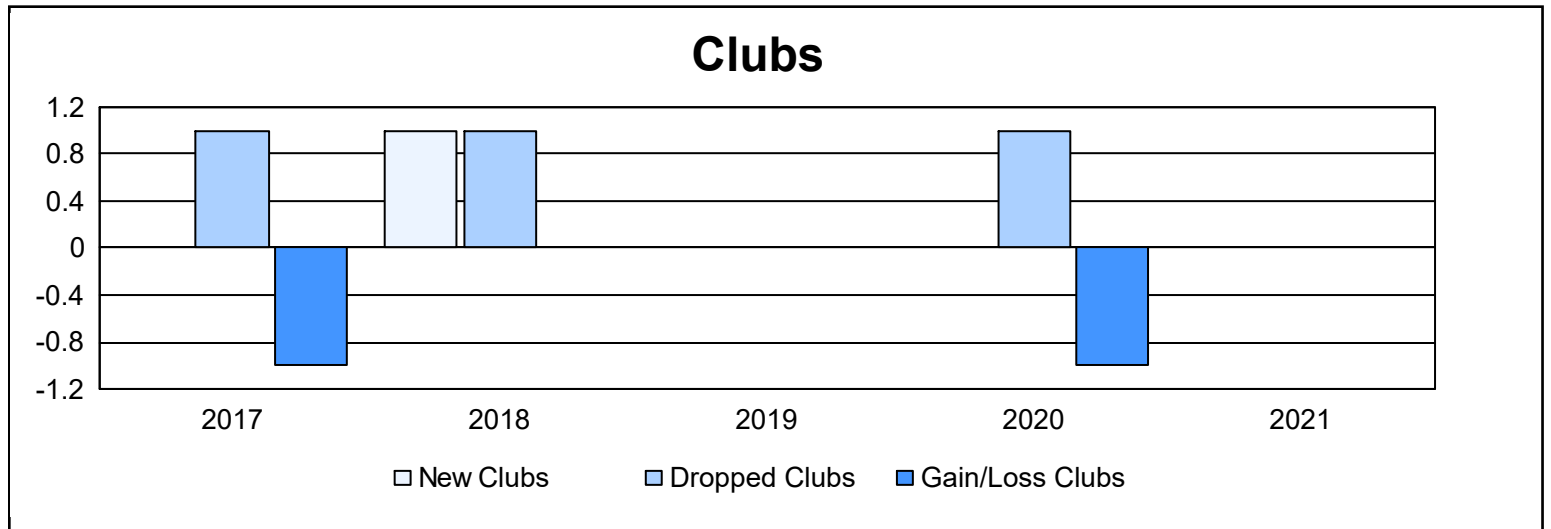
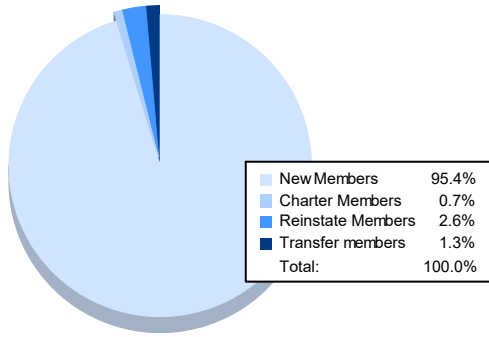


Year	New Clubs	Dropped Clubs	Gain/ Loss Clubs	New Members	Charter Members	Reinstate Members	Transfer Members	Total Member Added	Total Members Dropped	Gain/ Loss Members
2016-2017	0	1	-1	261	0	21	13	295	536	-241
2017-2018	1	1	0	316	23	9	12	360	502	-142
2018-2019	0	0	0	327	0	2	9	338	413	-75
2019-2020	0	1	-1	202	0	5	3	210	466	-256
2020-2021	0	0	0	144	1	4	2	151	338	-187
<b>Average</b>	<b>0</b>	<b>1</b>	<b>0</b>	<b>250</b>	<b>5</b>	<b>8</b>	<b>8</b>	<b>271</b>	<b>451</b>	<b>-180</b>



### Membership Composition June 2021 Cumulative



### Gender Composition June 2021 Cumulative

